

CARTRIDGE TYPE

brush holders

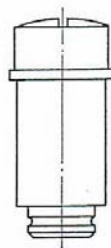


Fig. 1

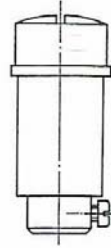


Fig. 2

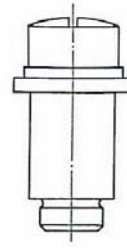


Fig. 3

Type Number	Stock code	Brush Dimensions	Diameter of insulation	Overall length	Illustration Figure number
R4	CHR4	4 DIAM X 15	9	25	1
R6	CHR6	6 DIAM X 20	12	35	1
R44	CHR44	4 X 4 X 15	10	30	1
R4555	CHR4555	4.5 X 5.5 X 20	12	35	1
R55	CHR55	5 X 5 X 20	12	35	1
R56	CHR56	5 X 6 X 15	12	30	1
R58	CHR58	5 X 8 X 25	16	40	1
R66	CHR66	6 X 6 X 25	14	40	2
R69/40	CHR69/40	6 X 9 X 25	20.5 / 18	40	3
R69	CHR69	6 X 9 X 30	17	50	2
R6464	CHR6464	6.4 X 6.4 X 25	15	40	2
R648	CHR648	6.4 X 8 X 25	16	40	2
R812	CHR812	8 X 12 X 30	20	50	2

